







WH JABALPUR - BANQUET CAPACITY CHART

Venue	 Area (sq-mts)	Dimension	 U Shape	 Theatre	 Class Room	 Cluster (Round Table)	 Reception with Flow
IMPERIAL SQUARE	1100	38*29	NA	NA	NA	150	400
REGAL LAWN	2009	41*49*	NA	NA	NA	360	800
BALL ROOM I	340	17*20*10	70	200	140	108	300
BALL ROOM I PRE FUNTION	60	20*3*9	NA	NA	NA	NA	NA
BALL ROOM I POST FUNTION	133	19*7*9	NA	NA	NA	NA	NA
ROYAL BALL ROOM	545	42*13*14	120	320	220	180	500
ROYAL BALL ROOM PRE FUNTION	264	44*6*15	NA	NA	NA	NA	NA
BALL ROOM II	220	20*11*12	60	150	100	90	200
BALL ROOM II PRE FUNTION	66	11*6*12	NA	NA	NA	NA	NA
ROOF TOP	360	24*15	NA	NA	NA	108	250
PRE FUNCTION	230	39*6	NA	NA	NA	NA	NA